


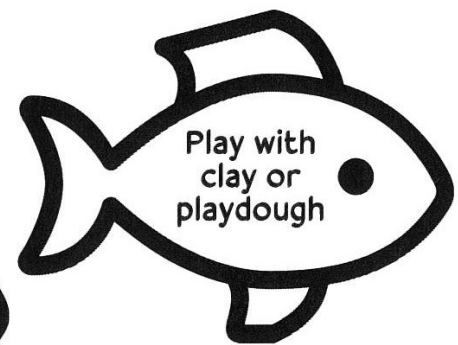



Early Literacy Oceans of Possibilities




Pick an activity to complete (more activity details on the back.) When you're done color in the fish! After you've completed at least seven, you are eligible for summer reading prizes. Sheets due by August 4, you can fill out extra sheets for more prize drawing entries. Make sure to participate in the 1000 Books Before Kindergarten Program for even more prizes! You can also log your progress in ReaderZone use code: 78217. Ask a librarian for your pin number and library card number to access online materials.

NAME: _____



EARLY LITERACY ACTIVITIES


Scale these activities to the age of your child. If something's a little too hard, feel free to adapt as needed! On the "Listen to a book" option, you can pick one and do it multiple times, or try them all!




Draw something: Ask your child to draw something that happened that day and tell you the story behind it.




Listen to a book: When reading a book, take a moment to ask them questions like "Why did the character do this?", "What do you think is going to happen next?", or "What would you do if this happened to you?"




Play with clay or playdough: Ask them to sculpt the clay into shapes. Can they identify the shapes? Count how many sides they have. You can also introduce them to 3D shapes like cubes, pyramids, cylinders, and spheres.




Play a clapping game: teach your child how to play a game like Patty Cake or Double Double. For more information, go to empoweredparents.co/clapping-games-for-kids/.



Listen to a book: Find a book that has a word, phrase, or noise repeated frequently, and have them join in! Prompt them to chime in with the words with you, or just clap every time they hear the word in the story!



Learn a song: pick a new children's song they aren't familiar with and teach it to them. Sing it with them at least once or twice a week until they've learned it!



Learn an ASL sign: Kids can learn signs early, even before they learn to talk! Check out asl-kids.com/sign-language-dictionary/ for basic vocabulary.



Listen to a book: After reading a story, make up what happens after the end! In *The Hare and the Tortoise*, for example, what might the Hare decide to do after he loses? Encourage them to get creative!



Go for a family walk: Make connections with what you see on your walk. Where is the squirrel going? What is the bird doing? Where did the acorn come from? Let them try to figure it out, and if they get it wrong, say, "That was a good try, let me give you more information so you can try again!"